

KINDNESS GAME




Instructions:


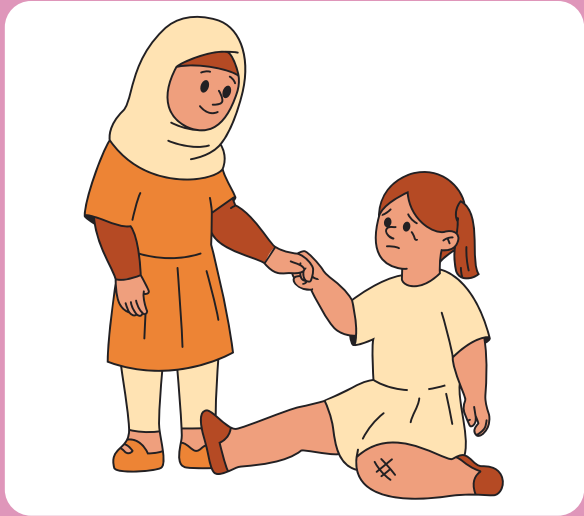

- Print this pages on card stock or thick paper.
- Cut out the cards, dice and pawns. For dice: Fold in the flaps. Secure with tape. For pawns: Fold in the dotted lines.

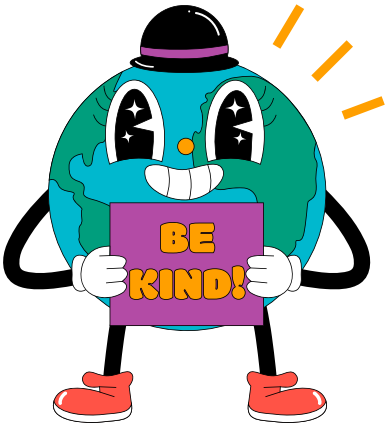

Rules:

- Place the cards back side out.
- Players choose a card, say the name of the action on the card. If they say true, they roll the dice. According to numbers, they move the their pawns on the board. First one who arrive the "Finish" wins.
- Yellow dots: Go back 3 dots.
- Green dots: Move forward 2 dots.

Cards







Start

8

7


6

2

1

9

10



11

12

13

5

4

3

14

15



Finish



20

19


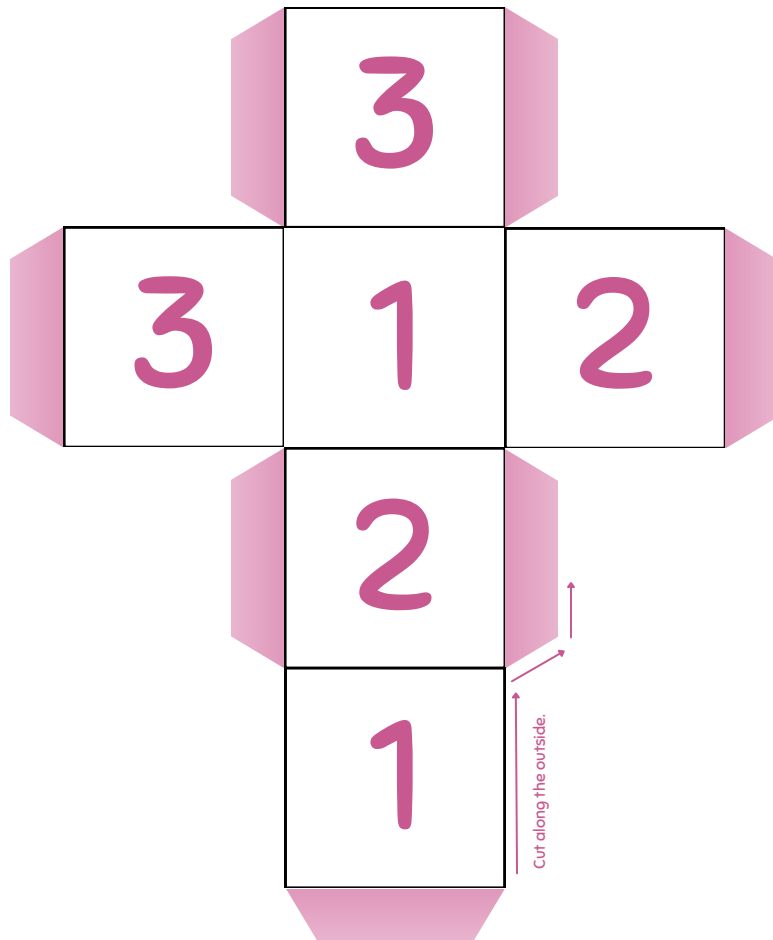
18

17

16



Dice, Pawns and Actions



Actions

- sharing
- greeting
- hugging
- consoling
- helping
- feeding animals
- returning a wallet on lost and found
- helping an old lady
- helping another stand up
- holding door for an elderly
- giving seat to a pregnant lady
- giving toy away